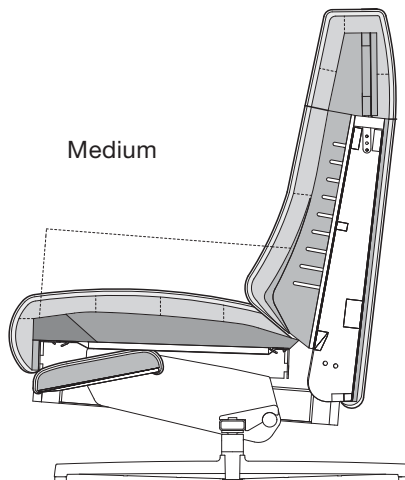


## Design structure and materials

- Metal inner frame with integrated rotary and adjustment function
- Stepless electric motor-powered adjustment
- Seat and backrest can be individually steplessly adjusted to the relax position
- Nosag spring support
- Seat made of polyurethane foam, built up in layers to achieve a balance of different heights and firmnesses. Covered with a mat to achieve a down-like effect, which has chambers worked into it and is filled with foam rods and polyester fibres.
- Back surface made from polyurethane foam, covered in polyester fleece
- Steplessly adjustable headrest, tilt action
- Cover
- Leg finish:
  - Cross foot aluminium, fine structure, powder-coated, silk matt RAL 9017 traffic black
  - Cross foot polished aluminium
  - Star base steel, fine structure, powder-coated, silk matt RAL 9017 traffic black
  - Star base steel, fine structure, powder-coated, silk matt RAL 7022 umbra grey
  - Steel star base, polished chrome

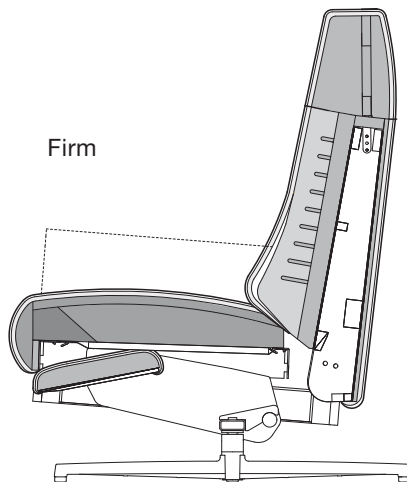


## Cover material and textile identification

- See attachment to the original sample
- Care and cleaning instructions enclosed

## Design structure and materials

- Metal inner frame with integrated rotary and adjustment function
- Stepless electric motor-powered adjustment
- Seat and backrest can be individually steplessly adjusted to the relax position
- Nosag spring support
- Seat made from polyurethane foam, constructed in layers of different thicknesses and firmnesses, matched to one another, and covered with polyester fleece
- Back surface made from polyurethane foam, covered in polyester fleece
- Steplessly adjustable headrest, tilt action
- Cover
- Leg finish:
  - Cross foot aluminium, fine structure, powder-coated, silk matt RAL 9017 traffic black
  - Cross foot polished aluminium
  - Star base steel, fine structure, powder-coated, silk matt RAL 9017 traffic black
  - Star base steel, fine structure, powder-coated, silk matt RAL 7022 umbra grey
  - Steel star base, polished chrome

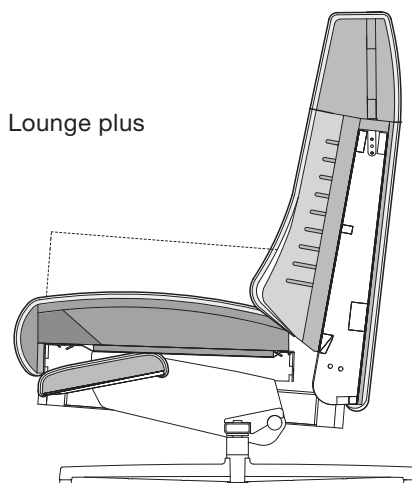


## Cover material and textile identification

- See attachment to the original sample
- Care and cleaning instructions enclosed

## Design structure and materials

- Metal inner frame with integrated rotary and adjustment function
- Stepless electric motor-powered adjustment
- Seat and backrest can be individually steplessly adjusted to the relax position
- Nosag spring support
- Seat built up in layers with polyurethane foam and a highquality cold foam, coordinated in different heights and hardnesses, with a polyester fleece covering
- Back surface made from polyurethane foam, covered in polyester fleece
- Steplessly adjustable headrest, tilt action
- Cover
- Leg finish:
  - Cross foot aluminium, fine structure, powder-coated, silk matt RAL 9017 traffic black
  - Cross foot polished aluminium
  - Star base steel, fine structure, powder-coated, silk matt RAL 9017 traffic black
  - Star base steel, fine structure, powder-coated, silk matt RAL 7022 umbra grey
  - Steel star base, polished chrome



## Cover material and textile identification

- See attachment to the original sample
- Care and cleaning instructions enclosed

**ROLF  
BENZ**

# Product Information/Operating Instructions

## Table of Contents

<b>1. Introduction</b>	<b>2</b>
1.1 Brief Description	2
1.2 Product Description	2
<b>2. Important Information</b>	<b>3</b>
2.1 Safety Information	3
2.2 Warning Note	4
2.3 Identification Plate	6
2.4 Explanation of Symbols	6
<b>3. Operation</b>	<b>7</b>
3.1 Version EL 01 with Power Supply Unit	7
3.2 Version EL 02 With Power Supply Unit and Battery	8
3.3 Operation and Adjustment Options	11
<b>4. Care and Maintenance</b>	<b>12</b>
<b>5. Disposal</b>	<b>14</b>
<b>6. Troubleshooting</b>	<b>15</b>
<b>7. Technical Data</b>	<b>16</b>
<b>8. Warranty</b>	<b>18</b>
<b>9. EC Declaration of Conformity</b>	<b>18</b>

# 1. INTRODUCTION

## 1.1 Brief Description

Thank you for choosing a Rolf Benz functional recliner from the 57x product family. By purchasing this piece of furniture, you are the owner of functional furniture with an electrical adjustment function for the back and seat. We have put together the most important information about your new upholstered furniture. Please read through this product information carefully before operation and keep it in a safe place so that you can refer to it again at a later date. Please forward this product information on to other users or new owners of the functional furniture.

Your new functional furniture bears the “Made in Germany” quality seal, which stands for performance, tradition, artistic creativity and technical innovation. We further develop our products continuously. As a result, the possibility that the technical features of your functional furniture may differ from this product information cannot be ruled out. The latest version of this product information is available as a PDF document on our home page at [www.rolf-benz.com](http://www.rolf-benz.com).

## 1.2 Product Description

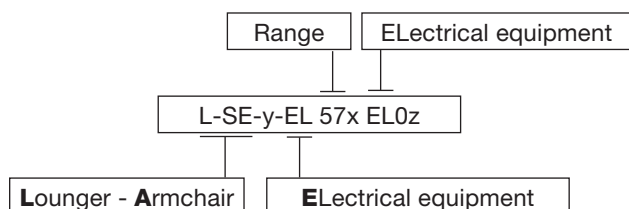
The P57x product family is always based on the same function and operating principle. The individual versions differ in terms of their ergonomics (seat height and depth) and design.

Description: Functional furniture, electric motor-driven adjustment.

Type: Rolf Benz product family 57x EL/electrically adjustable by means of several drive motors. Versions with an electrical power supply unit or additional built-in battery.

Model:	L-SE-EL 571 EL01	L-SE-L-EL 571 EL01
	L-SE-EL 571 EL02	L-SE-L-EL 571 EL02
	L-SE-EL 572 EL01	L-SE-L-EL 572 EL01
	L-SE-EL 572 EL02	L-SE-L-EL 572 EL02
	L-SE-EL 573 EL01	L-SE-L-EL 573 EL01
	L-SE-EL 573 EL02	L-SE-L-EL 573 EL02
	L-SE-EL 574 EL01	L-SE-L-EL 574 EL01
	L-SE-EL 574 EL02	L-SE-L-EL 574 EL02

Information on the identification plate:



Meaning of the placeholder:

y	Seat height and depth	blanc:	Standard
		L:	Large
x	Model	Design:	1...4
z	Electrical equipment	1:	No battery
		2:	With battery

You will find the exact type designation of your furniture on your order confirmation or invoice.

Manufacturer: Rolf Benz AG & Co. KG  
Haiterbacher Str. 104  
72202 Nagold

## 2. IMPORTANT INFORMATION

### 2.1 Safety Information

The Rolf Benz EL functional recliner should be positioned on a flat and even surface. Position the functional furniture at a sufficient distance from other objects and walls to avoid causing damage to them. Furniture, walls and the like must not prevent the furniture from transitioning from the sitting to the relaxed position. Please ensure that you maintain a minimum distance of approximately 50 cm from the wall. The functional recliner pivots around the vertical axis by 170° in both directions. This limitation of rotation should be set up in the principal line of vision when positioning the furniture.

- This upholstered furniture may be used by children below the age of 8 and also by persons with reduced physical, sensory or mental capabilities or a lack of experience and/or knowledge only if they are supervised by a person who is responsible for their safety, or if they have been instructed in using the device safely and understand the risks associated with the device. Children must not play with the device. Cleaning and user maintenance must not be performed by unsupervised children.

- When operating the adjustment function of the functional furniture, ensure that no persons/body parts or objects will be trapped!
- The electrical supply of the functional furniture and the power supply unit must not be squashed, bent, or subject to tensile stress.
- The electronic power supply unit must not be covered by objects or textiles (such as rugs or curtains) owing to the heat that it produces. Fire risk!
- If electrical components are visibly damaged, if an unusual sound is coming from the motor, or if a smell or even smoke develops, immediately pull out the power plug and have the functional furniture checked by a certified electrician.
- Exchanges to and replacements of electrical components may be performed by a certified electrician or our customer service (see point 7) only.
- The power cable or the electronic power supply unit must be replaced if they be come damaged.
- No modifications or changes to parts of the electrical modules of the functional furniture are permitted.
- The electrical functional furniture must not be operated in a potentially explosive atmosphere or in proximity to gas ovens!
- Ensure that no liquids get into the electrical components of the functional furniture. Electrical shock hazard!
- If liquids are accidentally spilt over the power supply unit, pull out the power plug immediately and notify customer service.

**Please do not attempt to rectify any malfunctions of the functional furniture within the furniture itself. Measures such as exchanging or repairing electrical components may be carried out only by a certified electrician or by ROLF BENZ customer service.**

## 2.2 Warning Note

- The adjustment function is not suitable for continuous operation (uninterrupted motorised movement of the functional furniture).
- The permissible duty cycle of the electrical drives is 10%. After a maximum of 2 minutes continuous operation under nominal load, a pause of 18 minutes is therefore required. Otherwise, a malfunction may occur.

- Children must not play with the device.
- Before you operate the functional furniture, please ensure that the area below the seat is free from any objects.
- The functional furniture is not suitable for use in rooms with a high level of humidity.
- The components of the back of the functional furniture are designed as a backrest and are therefore not suitable as a seat.
- The components of the footrest of the functional furniture are designed as a footrest and are therefore not suitable as a seat.
- Maximum permitted load on the footrest: 25 kg




**Only for version EL 02 (with power supply unit and battery):**

**The battery emits a sound to indicate that the minimum level of charge will be reached after a few cycles. It should be charged immediately. Failure to do so may prevent the functional furniture from returning from the relaxed to the sitting position.**







## 2.3 Identification Plate

The sticker with the model description and serial number of the Rolf Benz 57x product family is located on the underside of the upholstered furniture. The electronic components are also labelled.

<b>Rolf Benz AG &amp; Co. KG</b> Haitebacher Straße 104 72202 Nagold Typenbezeichnung: <b>L-SE-y-EL, 57x EL0z</b> Input: 100-240V~, 50-60Hz, 1.6A Duty Cycle: max. 10% Max. 2 min ON / 18 min OFF Herstelljahr: 2019 / 2020 / 2021 / 2022 / 2023 Seriennummer: XXXX Made in Germany	  
----------------------------------------------------------------------------------------------------------------------------------------------------------------------------------------------------------------------------------------------------------------------------------------------------------------	-------------------------------------------------------------------------------------------------------------------------------------------------------------------------------------------------------------------------------------------------------

## 2.4 Explanation of Symbols

The identification plate is an example. Therefore, the data shown may differ for your upholstered furniture.

Symbols	Description
	CE mark of the manufacturer. The CE mark states that the product meets the requirements of all EC Directives that are valid for this product.
	This symbol identifies products in appliance class II.
	Read instructions.
	Symbol for alternating current or AC voltage

## 3. OPERATION

### 3.1 Version EL 01 with Power Supply Unit

The functional furniture in the 57x product family is delivered assembled.

Scope of delivery:

- 1 power cable with country-specific connector plug (cable A)
- 1 power supply unit LIMOSS MC 120
- 1 DC power cable - for connecting the power supply unit to the functional furniture (cable B)



Power cable with europlug (cable A)



Power supply unit LIMOSS MC120



Connecting cable (cable B)



The functional furniture must be operated exclusively with the components provided power cable (cable A), power supply unit and connecting cable (cable B). If other components are used, this may cause damage to the furniture and the control of the functional furniture and endanger persons as a result.

Once you have removed the packaging, connect the power cable (cable A) to the designated socket on the power supply unit.



Then use the connecting cable (cable B) to connect the power supply unit to the power jack on the base frame of the upholstered furniture (figures 4 and 5).



Now insert the power cable (cable A) into a power socket (figure 6). Position the power supply unit as close to the wall as possible. Please ensure that the power cable is laid in such a way that it does not cause a trip hazard.



Ensure that the power socket is always freely accessible. The electronic power supply unit must not be covered by any objects owing to the heat that it produces.

## 3.2 Version EL 02 With Power Supply Unit and Battery

The functional furniture of the Rolf Benz 57x product family is delivered assembled.

Scope of delivery:

- 1 power cable with country-specific connector plug (cable A)
- 1 power supply unit LIMOSS MC 120
- 1 DC power cable - for connecting the power supply unit to the functional furniture (cable B)



Power cable with europlug (cable A)



Power supply unit LIMOSS MC120



Connecting cable (cable B)



The functional furniture must be operated exclusively with the components provided (power cable, power supply unit and connecting cable). If other components are used, this may cause damage to the furniture and the control of the functional furniture and endanger persons as a result.

Once you have removed the packaging, connect the power cable (cable A) to the designated socket on the power supply unit. Then use the DC power cable (cable B) to connect the power supply unit to the power jack on the base frame of the upholstered furniture (figures 2, 3 and 4).



Now insert the power cable (cable A) into a power socket (figure 5). Position the power supply unit as close to the wall as possible. Please ensure that the power cable is laid in such a way that it does not cause a trip hazard.



Ensure that the power socket is always freely accessible. The electronic power supply unit must not be covered by any objects owing to the heat that it produces.



Charge the battery before using it for the first time. A charge cycle takes between 3 and 6 hours. The battery reaches its full capacity after approximately 5 to 10 charging/discharging cycles.



Even if the battery is not in use, it has to be charged every 3 months. Otherwise, the battery can be harmed as a result of deep discharge. If a warning sound is heard when moving the furniture, the battery is discharged and must be charged immediately.



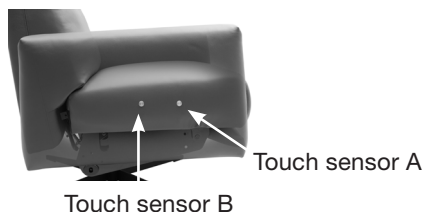
The input connector of the battery must not be connected to the output connector of the battery!



The functional furniture must be operated exclusively with the components provided (power supply unit and connecting cable). This functional furniture was designed in accordance with appliance class III and works internally with safety extra-low voltage (SELV). If other components are used, this may cause damage to the furniture and the control of the functional furniture and endanger persons as a result.

### 3.3 Operation and Adjustment Options

Sit, lounge, lie down, chill, sleep: Thanks to its unique comfort function, the Rolf Benz functional furniture in the 57x product family easily turns into a recliner chair. The function transitions smoothly and organically between the different settings. The touch sensors A and B for operating the adjustment functions are affixed to the right outer side of the seat on the right side section. Pressing button A moves the footrest forwards and upwards while the angle of the seat is inclined backwards slightly. Pressing button B moves the back into a comfortable, stepless relaxed position.



#### **Functional description of touch sensors:**

If touch sensor A is pressed continuously, the footrest moves steplessly out or in. The seat lowers or raises itself at the same time. When you release the sensor, the footrest remains in the required position. Pressing the touch sensor again changes the direction of movement of the footrest.



If you keep touch sensor B pressed, the back moves steplessly up/down. When you release the sensor, the back remains in the required position. Pressing the touch sensor again changes the back's direction of movement.



**Headrest inclination:** Individual comfort by steplessly adjusting the headrest inclination: Simply grasp the headrest by the two upper corners and push or pull it to the required position.



The back is not suitable as a seat.



The footrest is not suitable as a seat.

## 4. CARE AND MAINTENANCE



Before commencing cleaning, remove the power plug to avoid any risk of danger.

### Maintaining the electronic components

Clean the electrical components of the functional furniture with a dry or slightly damp cloth. Do not use any solvents such as petrol, alcohol or similar.

## Cleaning and care of metal surfaces

Dust regularly using a soft dry cloth.

Wipe away any stubborn dirt using a damp cloth or sponge dipped in a mild washing up liquid or household detergent solution (if necessary leave the cleaning solution for some time to soften any remaining dirt). Wipe thoroughly using a clean damp cloth and then rub dry in order to prevent water stains from forming.

Do not use highly alkaline cleaning products - these can cause staining on the metal surface. Do not use corrosive or abrasive cleaning products; these can damage the surface.

Metal cleaners can leave permanent marks on coverings. So please avoid contact.

## Regulation regarding covers

Since a wide range of covers are available, please read the care information for your cover in the quality certificate.

## Battery maintenance



Charge the battery before using it for the first time. A charge cycle takes between 3 and 6 hours. The battery reaches its full capacity after approximately 5 to 10 charging/discharging cycles.



Even if the battery is not in use, it has to be charged every 3 months. Otherwise, the battery can be harmed as a result of deep discharge. If a warning sound is heard when moving the furniture, the battery is discharged and must be charged immediately.



When replacing the battery: the input connector of the battery must not be connected to the output connector of the battery!



## 5. DISPOSAL



### **Disposal of electrical and electronic components:**

The electrical and electronic components contain cables, metals and plastics. According to EU directives, these components must not be handled as household waste but must be sent to a collection point for recycling electrical and electronic devices. By contributing to the correct disposal of this product, you are protecting the environment and human health. Material recycling helps to reduce the consumption of raw materials. For additional information about recycling this upholstered furniture or the battery, please contact your municipal authorities or the waste disposal operator. **Disposal of (rechargeable) batteries:**

According to EU directives, these components must not be handled as household waste. Please remove the (rechargeable) batteries from the electrical components. Send the (rechargeable) batteries to a collection point for recycling (rechargeable) batteries. By contributing to the correct disposal of this product, you are protecting the environment and human health. Material recycling helps to reduce the consumption of raw materials. For additional information about recycling this upholstered furniture or the battery, please contact your municipal authorities or the waste disposal operator.

### **Disposal of the upholstered furniture:**

Due to the various local guidelines for disposing of upholstered furniture, we recommend contacting your municipal authorities or the waste disposal operator. By contributing to the correct disposal of this product, you are protecting the environment and human health. Material recycling helps to reduce the consumption of raw materials.

## 6. TROUBLESHOOTING

In the event of malfunction, check the following issues:

1. Check whether the cable between the power socket and upholstered furniture is connected.
2. Check whether the problem is due to the power being switched off (fuse).
3. The upholstered furniture may be out of operation due to a temporary overload.
4. Check whether the battery has a sufficient charge level for operation.
5. Check whether there is a mechanical fault.

If you can rule out these points, the following address can help you further:

Rolf Benz AG & Co. KG  
Haiderbacher Straße 104  
72202 Nagold  
Tel.: +49 7452 601 0  
Fax: +49 7452 601 310  
info@rolf-benz.de

**Please do not attempt to rectify any malfunctions of the functional furniture within the furniture itself. Measures such as exchanging or repairing electrical components may be carried out only by a certified electrician or by ROLF BENZ customer service.**

## 7. TECHNICAL DATA

**Models:** L-SE-EL 57x EL01 electrical adjustment without battery  
L-SE-L-EL 57x EL01 electrical adjustment without battery

**Weight:** L-SE-EL 57x 57 kg  
L-SE-L-EL 57x 59 kg

### **Power supply unit:**

Device type:

#### **LIMOSS power supply unit MC120**

Input voltage 100 – 240 V AC

Output voltage 29 V DC

Security through NTC temperature sensor,  
primary fuse, overload protection, overcurrent  
shutdown, short-circuit-protected

Protection type IP20

Appliance class II

Intermittent duty with 10% duty cycle with  
max. continuous operation of 2 minutes

LED status display (green)

Complies with ecodesign directive 2009/125/EG

### **Control unit:**

Device type:

#### **LIMOSS control device HC259**

Capacitive touch sensor insert switch

Increased ESD safety through galvanic isolation  
of the capacitive sensor surfaces  
(up to 21 kV)

Touch surfaces made of stainless steel

**Motors:****LIMOSS motor MD146-65-L2-140-190 (seat)**

Compressive force up to max. 1,300 N  
Traction force up to max. 1,300 N  
Duty cycle max. 10% Continuous operation  
max. 2 minutes with subsequent 18 minute  
rest

**LIMOSS motor MD125-65-L3-194-042 (back)**

Compressive force up to max. 2,600 N  
Traction force up to max. 2,600 N  
Duty cycle max. 10% Continuous operation  
max. 2 minutes with subsequent 18 minute  
rest

Additionally for models with optional battery

**Models:** L-SE-EL 57x  
L-SE-L-EL 57x

EL02 electrical adjustment with battery  
EL02 electrical adjustment power with battery

**Battery:**

Device type:

**LIMOSS Battery MC160**

Appliance class III  
Protection type IP20  
Internal charging board  
Overcurrent protection  
Short circuit fuse  
LED status display

## 8. WARRANTY

Rolf Benz offers a 5-year warranty on the construction, upholstery material and fabrication of the entire upholstery structure. A separate regulation based on the statutory warranty applies to the covers. For more information, please refer to the quality certificate.

The statutory warranty period of 2 years applies to all electrical components. The lithium-ion battery used in particular has an average lifespan of 2-3 years at most. It is therefore excluded from the 5-year warranty.

Unauthorised manipulation of the electrical and mechanical components and the use of non-approved components invalidate the operating license and thus any warranty and guarantee claims.

## 9. EC DECLARATION OF CONFORMITY

<b>Manufacturer:</b>	Rolf Benz AG & Co. KG Haitebacher Str. 104 72202 Nagold Tel.: +49 7452 601 0
<b>Description:</b>	Upholstered furniture with electrical adjustment
<b>Type:</b>	Rolf Benz product family 571-574/electrically adjustable. (Versions: with power supply unit or with power supply unit and rechargeable battery).
<b>Model:</b>	L-SE-EL 57x L-SE-L-EL 57x
<b>Plant:</b>	10
<b>Year when CE mark was awarded:</b>	19

We hereby declare that the above-mentioned products by virtue of their design and construction, and in the configuration placed on the market by us, satisfy basic health and safety requirements as well as the guidelines named below. If the product is modified without our approval, this declaration is no longer valid..

### **1. EC Machinery Directive 2006/42/EG**

Applicable standards:

DIN EN 12520:2016-03

DIN EN 13759:2012

DIN EN 1022:2005-09

DIN EN ISO 12100:2011-03

EN 60335-1:2012+A11:2014+A13:2017

EN 62233:2008

### **2. EC Electromagnetic Compatibility (EMC) Directive 2014/30/EU**

Applicable standards:

EN 55014-1:2006 + A1:2009 + A2:2011

EN 55014-2:1997 + A1:2001 + A2:2008

EN 55014-2:2015 (not yet aligned)

EN 61000-3-2:2014

EN 61000-3-3:2013

### **3. RoHS Directive 2011/65/EU**

Applicable standards:

EN 50581:2015

**Place/date:** Nagold, dated 18/01/19  
Jürgen Mauß – Executive Board

Signature:

A handwritten signature in black ink, appearing to read 'J. Mauß', written over a horizontal line.

TECHNICAL DATA

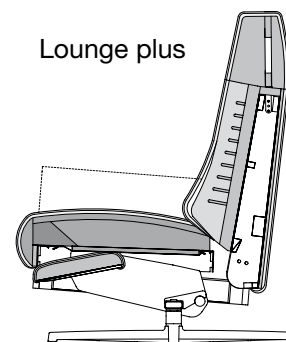
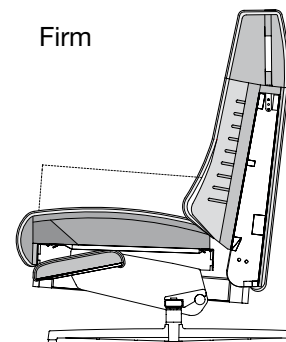
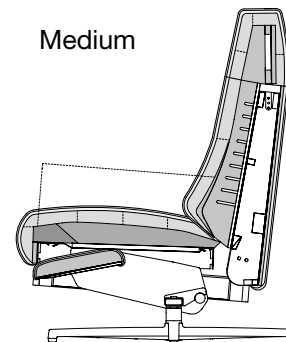
# ROLF BENZ 574



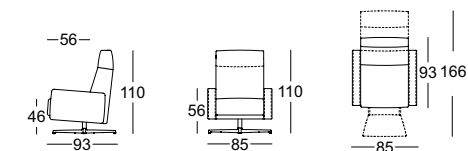
**ROLF  
BENZ**

- Metal inner frame with integrated rotary and adjustment function
- Stepless electric motor-powered adjustment
- Seat and backrest can be individually steplessly adjusted to the relax position
- Nosag spring support
- **Seating comfort: Medium**
- Seat made of polyurethane foam, built up in layers to achieve a balance of different heights and firmnesses. Covered with a mat to achieve a down-like effect, which has chambers worked into it and is filled with foam rods and polyester fibres.
- **Seating comfort: Firm**
  - Seat made from polyurethane foam, constructed in layers of different thicknesses and firmnesses, matched to one another, and covered with polyester fleece
- **Seating comfort: Lounge plus**
  - Seat built up in layers with polyurethane foam and a highquality cold foam, coordinated in different heights and hardnesses, with a polyester fleece covering
- Back surface made from polyurethane foam, covered in polyester fleece
- Steplessly adjustable headrest, tilt action
- Cover
- Leg finish:
- Cross foot aluminium, fine structure, powder-coated, silk matt RAL 9017 traffic black
- Cross foot polished aluminium
- Star base steel, fine structure, powder-coated, silk matt RAL 9017 traffic black
- Star base steel, fine structure, powder-coated, silk matt RAL 7022 umbra grey
- Steel star base, polished chrome

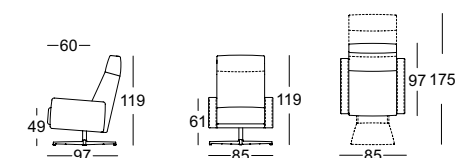
! Wave formation and depressions in the seat area are unavoidable, due to comfort and design reasons, even in high quality Rolf Benz upholstered furniture.  
All measurements are approximate.



Recliner electrical version



Recliner large electrical version



**ROLF  
BENZ**