

TECHNISCHE DATEN

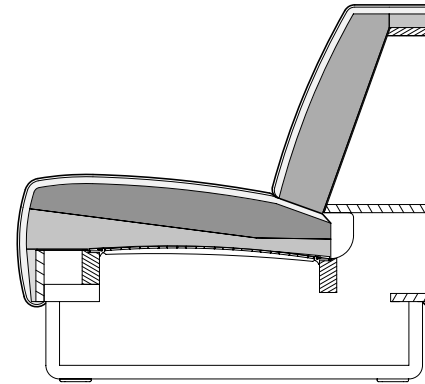
ROLF BENZ 328



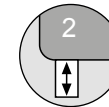
**ROLF
BENZ**

- Holz-Innengestell
- Stahlwellen-Unterfederung
- Rücken aus Polyurethanschaum
- Sitz aus Polyurethanschaum, schichtweise aufgebaut in verschiedenen Höhen und Härten aufeinander abgestimmt
- Bezug mit Polyester-Vlies unterstept
- Kufe Metall, wahlweise:
 - Stahl Feinstruktur pulverbeschichtet matt Silber
 - Stahl glatt pulverbeschichtet matt RAL 9017 Verkehrsschwarz
 - Stahl glatt pulverbeschichtet matt RAL 7022 Umbragrau

Wellenbildung und Sitzabdrücke sind aus Komfort- und Designgründen auch bei hochwertigen Rolf Benz Polstermöbeln nicht zu vermeiden.
 ■ Alle Maße sind ca.-Angaben.



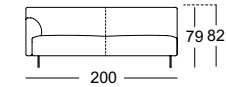
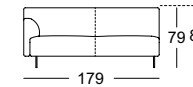
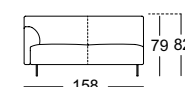
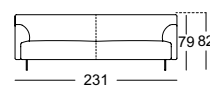
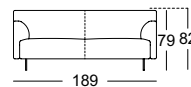
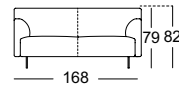
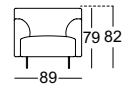
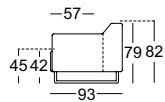
Sitzhöhen lieferbar



Sessel

Sofabank

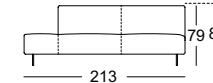
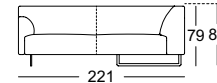
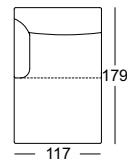
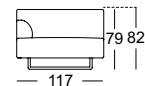
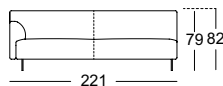
Anreihsofa*



Abschlussessel mit Polsterkissen*

Eck-Anreihsofa*

Anreihbank mit Polstersitz*

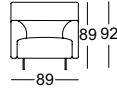


**ROLF
BENZ**

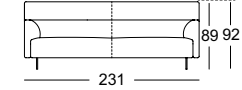
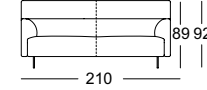
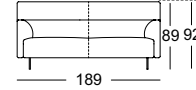
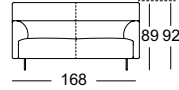
Eck-Anreihbank mit Polstersitz*



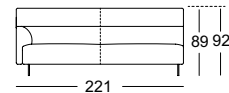
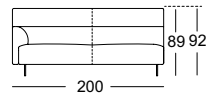
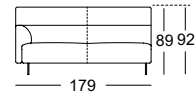
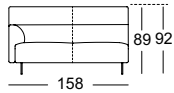
Hochlehn-Sessel



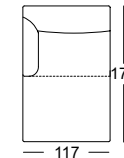
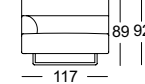
Hochlehn-Sofabank



Hochlehn-Anreihsofa*



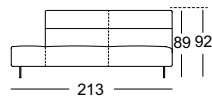
Hochlehn-Abschlussessel* mit Postersitz*



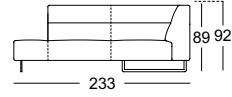
Hochlehn-Eckanreihsofa*



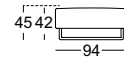
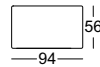
Hochlehn-Anreihbank mit Polstersitz*



Hochlehn-Eck-Anreihbank mit Polstersitz*

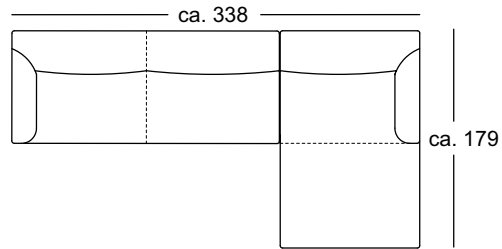


Polsterbank

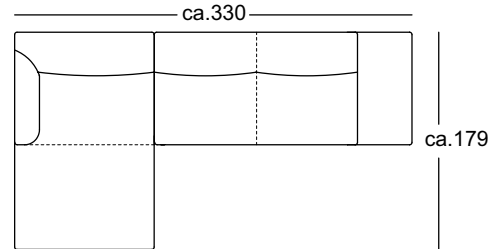


*Diese Elemente sind in ihrer linken Ausführung abgebildet. Sie sind aber auch gespiegelt in der rechten Ausführung verfügbar.

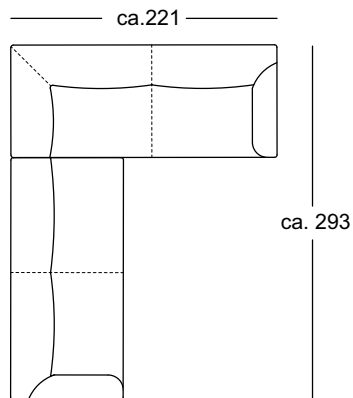
Kombinationsbeispiele



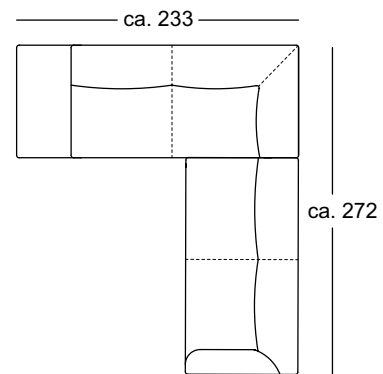
H-ASO 328/221 li.
H-ASS-PSZ 328/117 re.



ASS-PSZ 328/117 li.
ARB-PSZ 328/213 re.



H-E-ASO 328/221 re.
H-ASO 328/200 li.



E-ARB-PSZ 328/233 li.
ASO 328/179 re.