

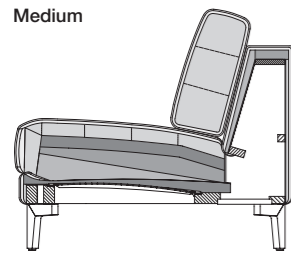
Technische Daten



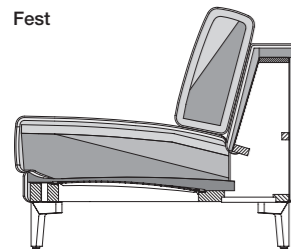
EGO Typ G



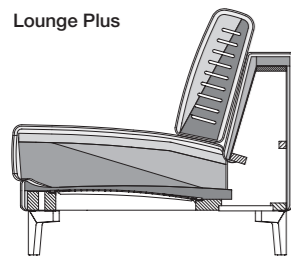
EGO Typ F



Medium



Fest



Lounge Plus

- Holz-Innengestell
- Stahlwellen-Unterfederung (Polstersitz und Polsterbank ohne Unterfederung). Aus konstruktiven Gründen werden bei den Modellen EPT, PB und PSZ hochwertige Polyurethanschäume eingesetzt.
- Sitzauflage aus Polyurethanschäum
- Rückenauflage aus Polyurethanschäum
- Korpusbezug mit Polyestervlies unterstept
- **Sitzkomfort Medium:**
 - › Sitz aus Polyurethanschäum, schichtweise aufgebaut in verschiedenen Höhen und Härten aufeinander abgestimmt, abgedeckt mit einer Matte in Daunencharakter, die in Kammern gearbeitet und mit Schaumstoffstäbchen und Polyesterfasern gefüllt ist.
 - › Bezug im Sitz mit Polyestervlies unterstept
 - › Rückenkissen: Lose Rückenkissen in Daunencharakter, in Kammern gearbeitet mit einer Füllung aus Schaumstoffstäbchen und Polyesterfasern.
- **Sitzkomfort Fest:**
 - › Sitz aus Polyurethanschäum, schichtweise aufgebaut in ver-

- › schiedenen Höhen und Härten aufeinander abgestimmt, abgedeckt mit einer Vlies-/Schaum-Verbundmatte.
 - › Bezug im Sitz mit Polyestervlies unterstept
 - › Rückenkissen: Rückenkissen aus Polyurethanschäum mit einer Vlies-/Schaum-Verbundmatte.
 - **Sitzkomfort Lounge Plus:**
 - › Sitz aus hochwertigem Kaltschaum, schichtweise aufgebaut und in mehreren Höhen und Härten aufeinander abgestimmt, abgedeckt mit einer Hülle aus Polyestervlies.
 - › Bezug im Sitz mit Polyestervlies unterstept
 - › Rückenkissen: Rückenkissen aus Polyurethanschäum mit einer Vlies-/Schaum-Verbundmatte.
 - Koppelung der Anreihenelemente mit Einhängebeschlag
 - Füße aus Metall oder Holz in verschiedenen Ausführungen
- ! Hochwertiger, legerer Polsteraufbau mit warentypischer Bildung von Wellen/Sitzabdrücken. Alle Maße sind Zirka-Angaben.

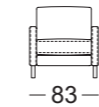
Seitenteil schmal

Seitenteil breit

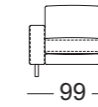
Seitenteil mit aufgesetztem Kissen

Seitenteil verstellbar

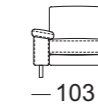
SE EGO



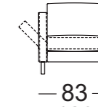
— 83 —



— 99 —



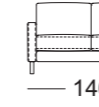
— 103 —



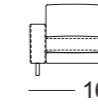
— 83 —

— 129 —

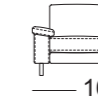
SOB EGO/SB 126



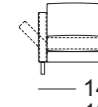
— 146 —



— 162 —



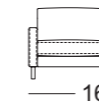
— 166 —



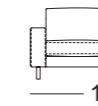
— 146 —

— 190 —

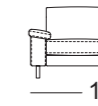
SOB EGO/SB 147



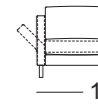
— 167 —



— 183 —



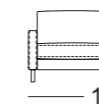
— 187 —



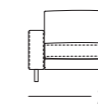
— 167 —

— 211 —

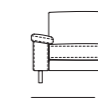
SOB EGO/SB 168



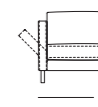
— 188 —



— 204 —



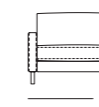
— 208 —



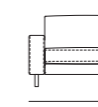
— 188 —

— 232 —

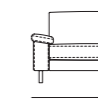
SOB EGO/SB 189



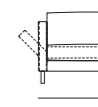
— 209 —



— 225 —



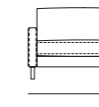
— 229 —



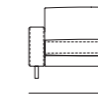
— 209 —

— 253 —

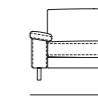
SOB EGO/SB 210



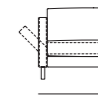
— 230 —



— 246 —



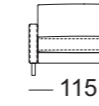
— 250 —



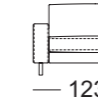
— 230 —

— 274 —

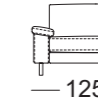
ASO EGO/SB 105



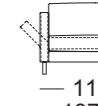
— 115 —



— 123 —



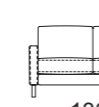
— 125 —



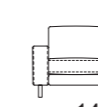
— 115 —

— 137 —

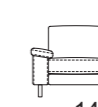
ASO EGO/SB 126



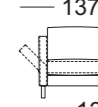
— 136 —



— 144 —



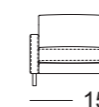
— 146 —



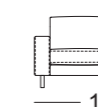
— 136 —

— 158 —

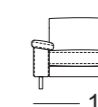
ASO EGO/SB 147



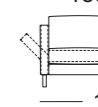
— 157 —



— 165 —



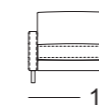
— 167 —



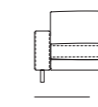
— 157 —

— 179 —

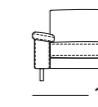
ASO EGO/SB 168



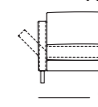
— 178 —



— 186 —



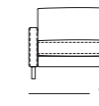
— 188 —



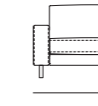
— 178 —

— 200 —

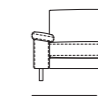
ASO EGO/SB 189



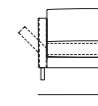
— 199 —



— 207 —



— 209 —



— 199 —

— 221 —

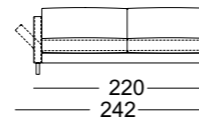
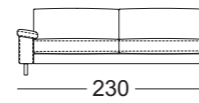
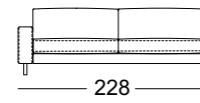
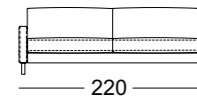
Seitenteil schmal

Seitenteil breit

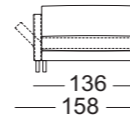
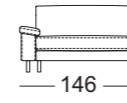
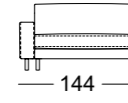
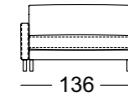
Seitenteil mit aufgesetztem Kissen

Seitenteil verstellbar

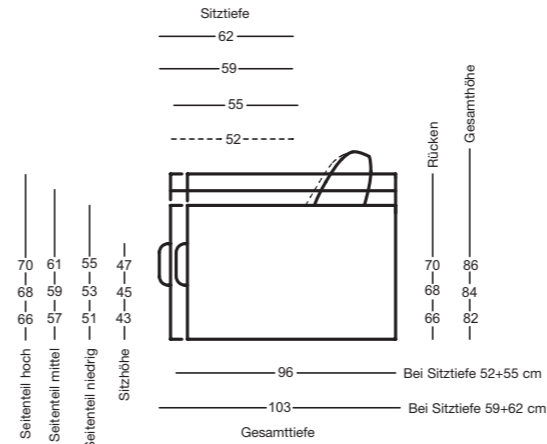
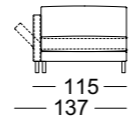
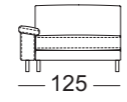
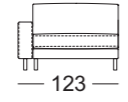
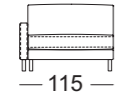
ASO EGO/SB 210



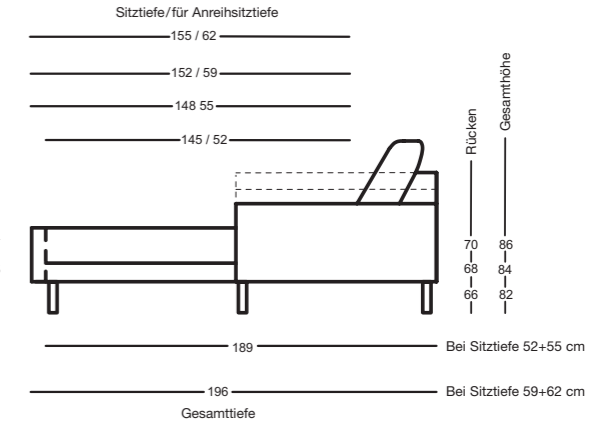
ASO-PSZ EGO/SB 126



ASS-PSZ EGO/SB 105

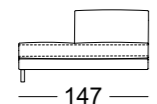


ASS-PSZ:

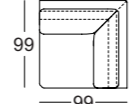


Die angegebenen Sitzhöhenmaße werden an der Vorderkante des Sitzpolsters gemessen. Die Maße sind Circa-Maße. Polstermaße können infolge unterschiedlichen Dehnverhaltens der Bezugsmaterialien, verschiedener Polsteraufbauten sowie infolge des Nutzungsverhaltens variieren.

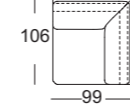
ARB-PSZ EGO/SB 147



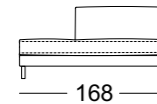
EPT EGO 55/55



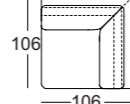
EPT EGO 59/55



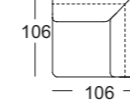
ARB-PSZ EGO/SB 168



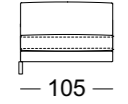
EPT EGO 59/59



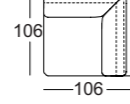
EPT EGO 59/62



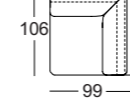
ARB EGO/SB 105



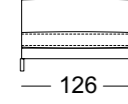
EPT EGO 62/62



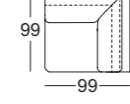
EPT EGO 62/55



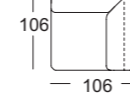
ARB EGO/SB 126



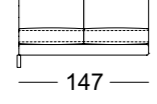
EPT EGO 52/55



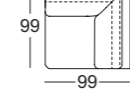
EPT EGO 62/59



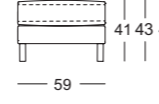
ARB EGO/SB 147



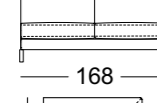
EPT EGO 55/52



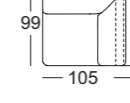
PSZ EGO



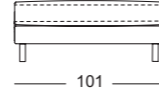
ARB EGO/SB 168



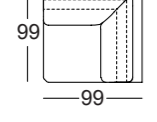
EPT EGO 55/59



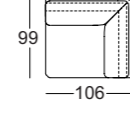
PB EGO



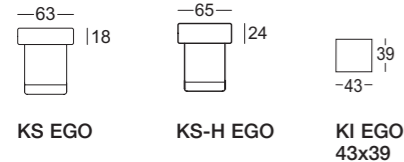
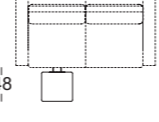
EPT EGO 52/52



EPT EGO 55/62



Beinauflage



Kombinationsbeispiele

