

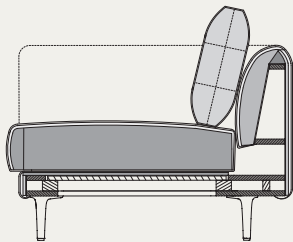


Technical data.

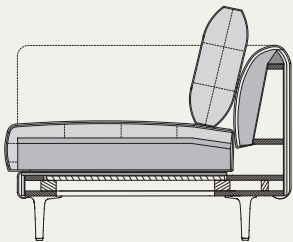
- Wooden inner frame
- Spring system:
 - Glass fibrereinforced plastic female connectors
- **Seating comfort „Lounge Plus“**
Seat made of high quality cold foam with a polyester fleece cover.
 High-quality, casual upholstery that forms waves/leaves indentations that are typical of the material. All measurements are approximate.
- **Seating comfort „Lounge Deluxe“**
Seat made of high-quality cold foam, built up in coordinated layers, covered with a mat consisting of 20 % viscose foam and 80 % microfibres and a non-woven polyester cover.
 A high-quality, especially casual upholstery that forms waves/leaves indentations that are typical of the material - this waviness may even occur in new condition. All measurements are approximate.
- Back pad in polyurethane foam
- Back cover quilted underneath with polyester nonwoven
- Upholstery cover glued-on non-woven polyester
- Down-like backrest cushions comprising compartments with a filling made of 20 % viscose foam and 80 % microfibres
- Seat height options 43 cm or 46 cm
- Cast feet metal, Smooth aluminium powder-coated matt, optionally:
 - RAL 9017 Traffic black
 - RAL 7022 Umbra grey
 - Marrone metallic



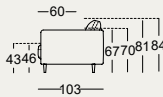
2 Seat heights available



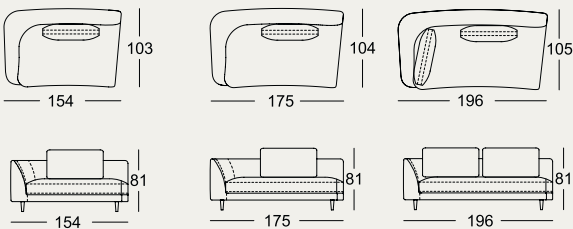
Lounge Plus



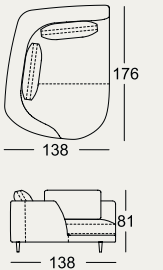
Lounge Deluxe



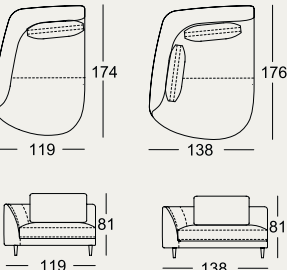
Sectional sofa round*



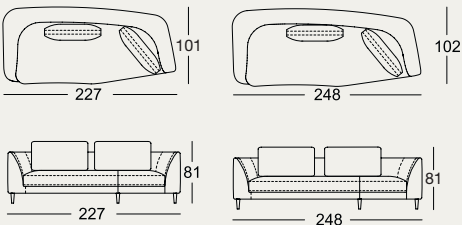
Outsize sectional sofa round*



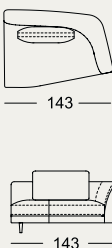
Closing chair with fixed footstool round*



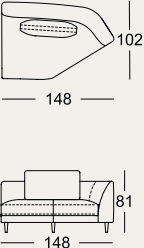
Corner modular sofa element round*



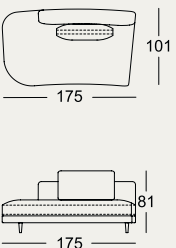
Corner sectional sofa round*



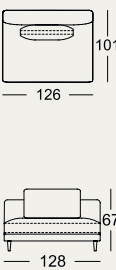
Corner sectional sofa „V“-shaped*



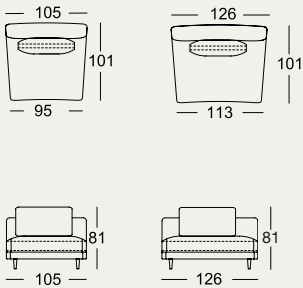
Sectional sofa with fixed footstool round*



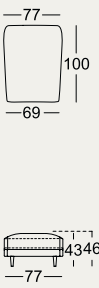
Sectional sofa




Sectional sofa round



Sectional upholstery bench element



Upholstery bench



Back cushion with roll



Low back cushion



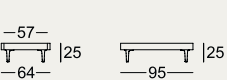
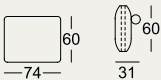
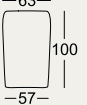
Back cushion



Back cushion mat

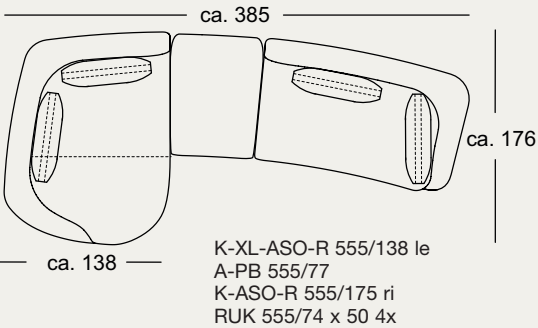
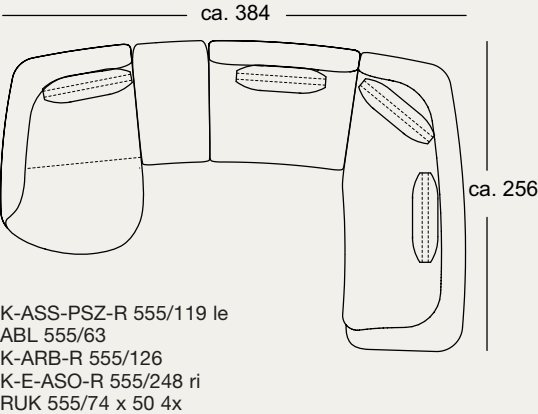
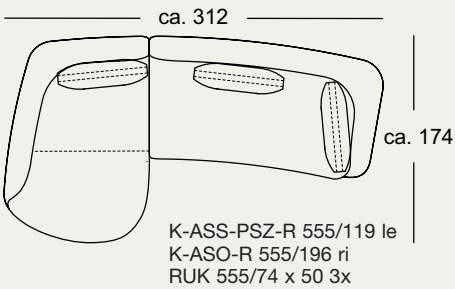
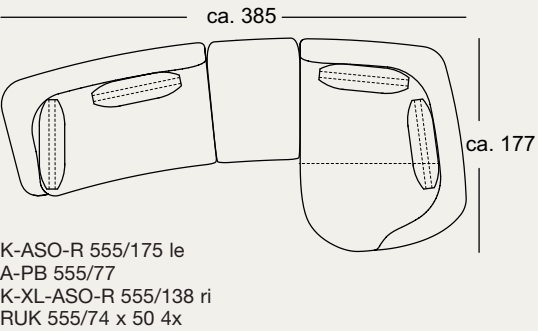
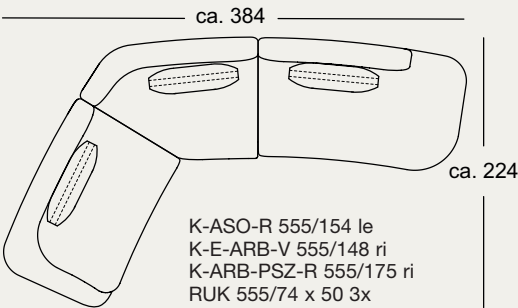


Shelf



*These elements are only shown in the left version. They are also available in the right version.

Combination examples.



Complementary.



Rolf Benz 968

Coffee table

Dimensions:
- 100 cm x 70 cm;
- 90 cm x 90 cm
- Height 25 cm

Side table

Dimensions:
- 42 x 42 cm
- Height 40 cm or 51 cm

Top

Wood veneer, clear varnish:
Oak, Oak, stained black or American walnut

Frame

Cast leg, smooth aluminium powder-coated matt, optionally in RAL 7022 Umbra grey, RAL 9017 Traffic black or Marrone metallic. The recess in the square coffee table (90 cm x 90 cm) is always the same colour as the selected cast legs.



Rolf Benz MEG/Rolf Benz MEG soft

Swivelling armchair with easily lockable, stepless relax function, rocking mechanism as well as stepless height adjustment.
- Metal internal frame with an integrated rotation and adjustment function
- Webbing support
- MEG: Seat and backrest with metal internal frame, foam moulded
- MEG soft: Seat and backrest with metal internal frame, foam moulded, under a polyester fleece cover.
- Cover quilted underneath with non-woven polyester

Leg versions

- Cross foot, fine-grain aluminium powder-coated, matt RAL 9017 Traffic black
- Star base, metal optionally in fine-grain steel powder-coated, matt RAL 9017 Traffic black or High-gloss chrome steel

High-quality, casual upholstery that forms waves/leaves indentations that are typical of the material. All measurements are approximate.



Rolf Benz 972

Side table

Dimensions

- Ø 38 cm
- Height 45 cm

Top

Natural stone in leather finish, choice of:
- Carrara
- Graphite Brown

Frame

Fine-grain steel, powder-coated, matt:
- RAL 9017 Traffic black
- Marrone metallic

