

TECHNICAL DATA

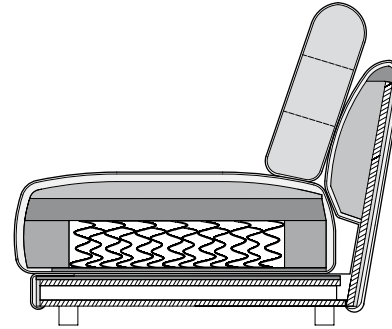
ROLF BENZ TONDO



**ROLF
BENZ**

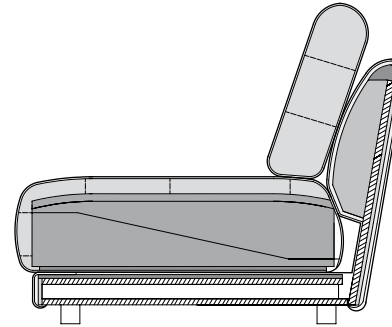
Lounge Plus

- Wooden inner frame
- Seat made from layers of high quality cold foam with several variations in thickness and hardness available, with a polyester fleece cover and interactive sprung core
- Back pad made from polyurethane foam, cover quilted with polyester fleece
- Downy back cushion, in compartments, with filling made from 100 % microfibers
- Single foot metal: Smooth steel, powder-coated, gloss graphite metallic, 5 cm and 8 cm high

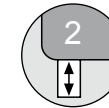


Lounge Deluxe

- Wooden inner frame
- Seat made from high quality layered cold foam, available in several different depth and hardness levels, covered with a padding of 60 % viscose foam and 40 % microfibers
- Back pad made from polyurethane foam, cover quilted with polyester fleece
- Downy back cushion, in compartments, with filling made from 100 % microfibers
- Single foot metal: Smooth steel, powder-coated, gloss graphite metallic, 5 cm and 8 cm high



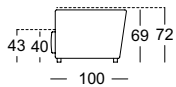
Seat heights available



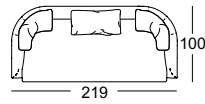
! Wave formation and depressions in the seat area are unavoidable, due to comfort and design reasons, even in high quality Rolf Benz upholstered furniture.
All measurements are approximate.

**ROLF
BENZ**

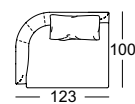
Low back



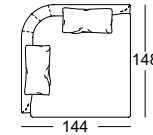
Sofa



Sectional sofa*



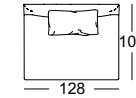
Outsize sectional sofa*



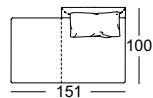
Corner modular sofa element*



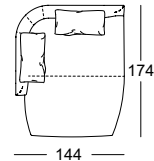
Sectional sofa



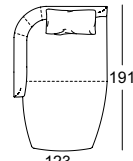
Sectional sofa with fixed footstool*



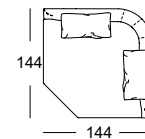
Extra deep closing chair with armrest*



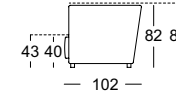
Closing chair with fixed footstool*



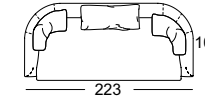
Corner unit



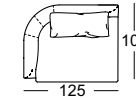
High back



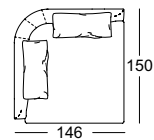
Sofa



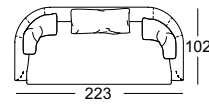
Sectional sofa*



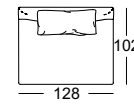
Outsize sectional sofa*



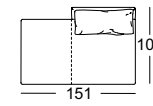
Corner modular sofa element*



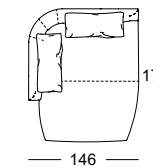
Sectional sofa*



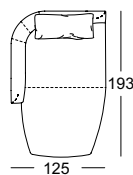
Sectional sofa with fixed footstool*



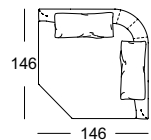
Extra deep closing chair with armrest*



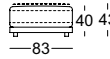
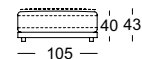
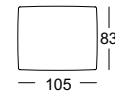
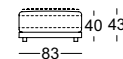
Closing chair with fixed footstool*



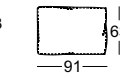
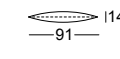
Corner unit



Upholstered bench

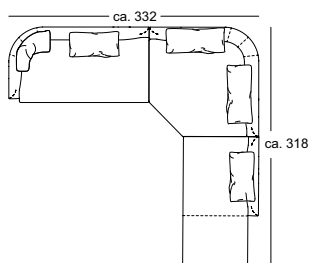


Back cushion

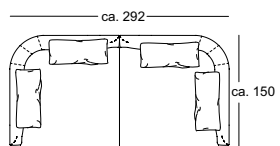


*These elements are only shown in the left version. They are also available in the right version.

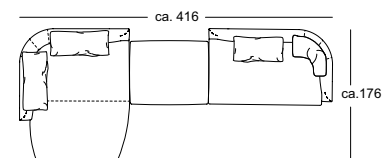
Combination examples:



K-ASO TONDO 186 le.
K-H-ESO TONDO 146
K-ARB-PSZ TONDO 172 ri.
BI-RUK TONDO/66 3x
BI-H-RUK TONDO/78 2x



K-H-XL-ASO TONDO/146 le.
K-H-XL-ASO TONDO/146 ri.
BI-RUK TONDO/78 4 x



K-H-UE-ASS TONDO/146 le.
PB TONDO/105
K-ASO TONDO 540/165 ri.
BI-H-RUK TONDO/78 2x
BI-RUK TONDO/66 2x