



ROLF BENZ VIDA

**ROLF  
BENZ**

**PURE  
VERSATILITY //**

There are numerous paths you can take in life. All kinds of different demands you can place on life. But to whom should you always remain true? To yourself, of course. Now there is a sofa that is as versatile as you are, and matches your personal lifestyle perfectly:

Rolf Benz VIDA. Whether you are out for timeless elegance, a new natural look or a modern interior, Rolf Benz VIDA can be perfectly adapted to your taste, the given conditions of your room and your seating preferences.







i don't want to have a long search  
to find the way to myself.





**CLEAR  
BEAUTY //**

Rolf Benz VIDA emanates its unique charm even in relatively small rooms. The clear language of form ensures elegance and harmony. In the arrangement shown here, with its narrow side sections, metal brace legs and crowning long chair, the sofa range makes stylish living even more beautiful. The loose back cushions and the point-elastic seat upholstery throughout provide for maximum comfort – when sitting, lying or relaxing.







comfort or elegance?  
why or?





#### **NATURAL CHARISMA //**

Anyone who loves the natural look will also love Rolf Benz VIDA. With legs made from a solid wood arch (in oak or walnut), the sofa range also under-lines the natural living style. The side parts can be folded down, and this in combination with the adjustable headrest ensures informal relaxing at any time. Rolf Benz VIDA is perfectly complemented by the associated armchair which can be configured to match the sofa.







time passes.  
style endures.

## **MODERN CHARACTER //**

Rolf Benz VIDA is also convincing as an individual sofa. Covered with leather, with a metal leg arch or side sections throughout, it blends in perfectly with a modern living style. Just like the sectional models, the individual sofas are also available with different seat widths, seat depths, seat heights and upholsteries. Would you like to make Rolf Benz VIDA into a comfortable place to sleep? Then simply put the loose back cushions to one side.







# my sofa. many possibilities.

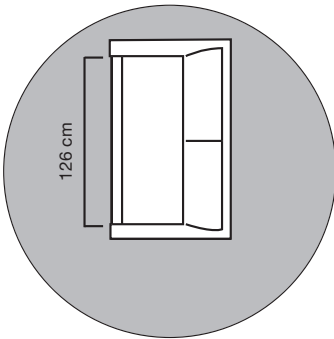
With Rolf Benz VIDA, you can select your individual sofa look and choose from 5 seat widths, 18 modular elements, 9 side pieces and 10 leg variants. It goes without saying that Rolf Benz VIDA also satisfies your personal wishes for comfort in terms of upholstery, seat depth and seat height.

SEAT AND SOFA-WIDTHS	ca. 126 cm						ca. 210 cm
MODULAR MODELS							
SIDES							
FOOT VERSIONS							
SEAT COMFORT	Classic Comfort	Lounge Comfort	Lounge Plus				
SEAT DEPTHS	ca. 55 cm	ca. 62 cm					
SEAT HEIGHTS	ca. 43 cm	ca. 45 cm					



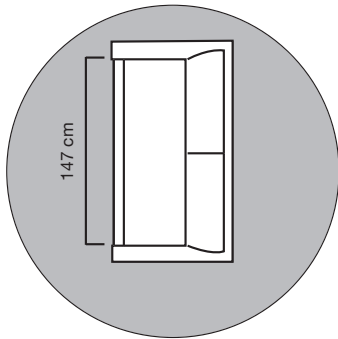
# the seat and sofa widths.

With five different seat widths from 126 cm to 210 cm, Rolf Benz VIDA blends into your existing room layout as an individual sofa. The total width is calculated as the seat width plus the width of the two side elements. (See page 20.)



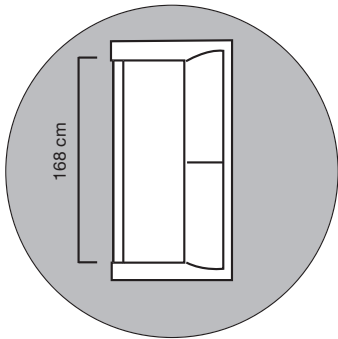
Seat width: 126 cm

Total width:  
with narrow side elements: 146 cm  
with wide side elements: 156 cm  
with adjustable side elements: 186 cm



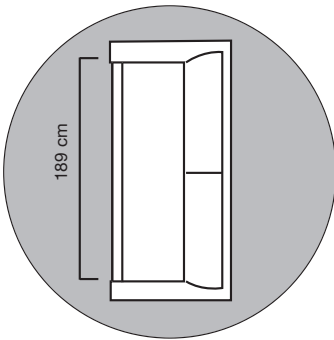
Seat width: 147 cm

Total width:  
with narrow side elements: 167 cm  
with wide side elements: 177 cm  
with adjustable side elements: 207 cm



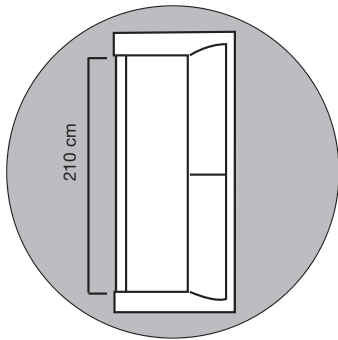
Seat width: 168 cm

Total width:  
with narrow side elements: 188 cm  
with wide side elements: 198 cm  
with adjustable side elements: 228 cm



Seat width: 189 cm

Total width:  
with narrow side elements: 209 cm  
with wide side elements: 219 cm  
with adjustable side elements: 249 cm

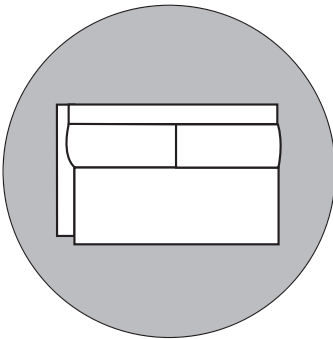


Seat width: 210 cm

Total width:  
with narrow side elements: 230 cm  
with wide side elements: 240 cm  
with adjustable side elements: 270 cm

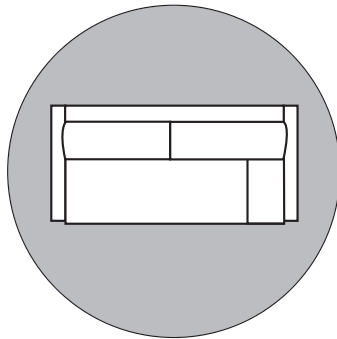
# the modular models.

Using the sectional models of Rolf Benz VIDA, you can assemble the perfect living room environment for your requirements. The configuration task is really easy: use the planner included in this brochure.



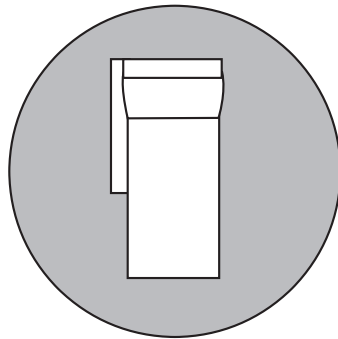
Sectional sofa (ASO)\*

Seat width:  
126/147/168/189/210 cm  
Total width:  
with narrow side element:  
136/157/178/199/220 cm  
with wide side element:  
141/162/183/204/225 cm  
with adjustable side element:  
156/177/198/219/240 cm



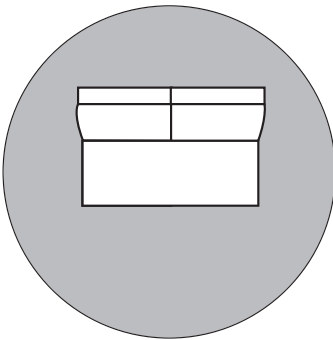
Corner sectional sofa (E-ASO)\*

Seat width: 168/189/210 cm  
Total width:  
with narrow side element:  
188/209/230 cm  
with wide side element:  
193/214/235 cm  
with adjustable side element:  
208/229/250 cm



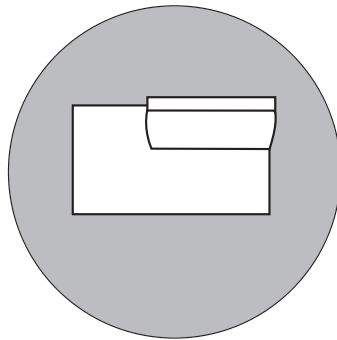
(Super-deep) end armchair with ottoman stool ((Ü-)ASS-PSZ)\*

Seat width:  
84/105 cm  
Total width:  
with narrow side element: 94/115 cm  
with wide side element: 99/120 cm  
with adjustable side element: 114/135 cm



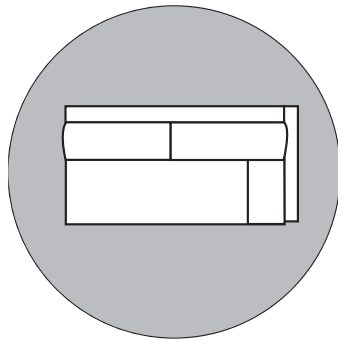
Sectional sofa (ARB)

Seat width (= total width): 126/147 cm



Modular straight section with ottoman stool (ARB-PSZ)\*

Seat width (= total width): 147/168 cm



Corner sectional sofa (E-ARB)\*

Seat width: 147/168 cm  
Total width with side element narrow:  
157/178 cm

End modular straight section (A-ARB)\*

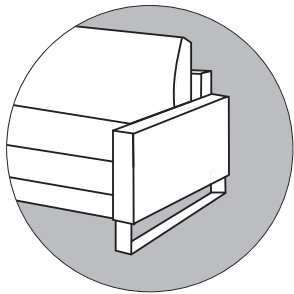
Seat width (= total width): 147/168 cm

\* These elements are shown in their left-hand version. They are also available in the right-hand version (mirror image).

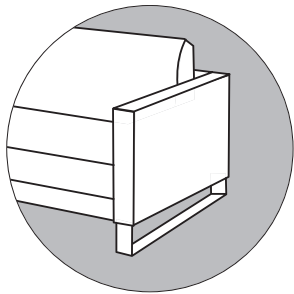


# the side elements.

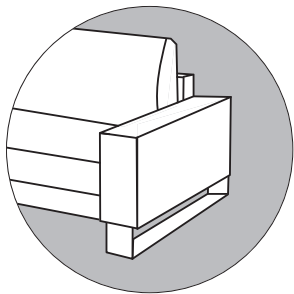
For even greater comfort, Rolf Benz VIDA offers you 2 side-piece widths, each in 2 heights, that allow you to underline your own individual design preferences. You can select different leg variants for all side pieces. (See page 21.) As an alternative to the fixed side elements, it is also possible to select an adjustable side element. The width of the side elements (narrow: 10 cm, wide: 15 cm, adjustable: 9 cm) influences the overall width of the models. The overall height of the side elements depends on the choice of seat height. (See page 23.)



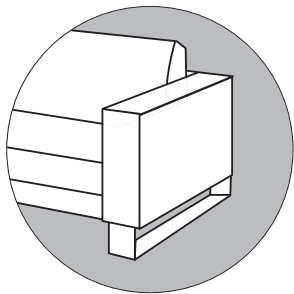
narrow, low



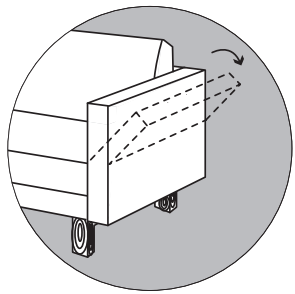
narrow, high



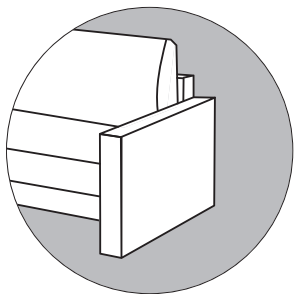
wide, low



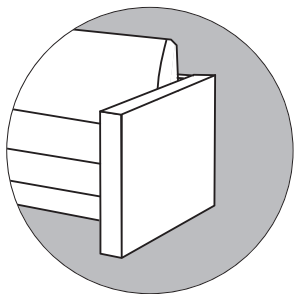
wide, high



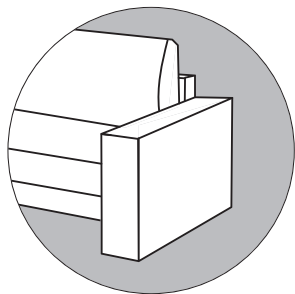
adjustable



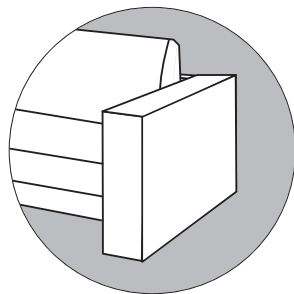
narrow, low, to the floor



narrow, high, to the floor



wide, low, to the floor



wide, high, to the floor

# the foot versions.

In your choice of legs, you can express your personal design preferences and optimally adapt Rolf Benz VIDA to your living style. Whether made from wood or metal, as a runner, leg arch or round leg – all versions are perfectly adapted to the different side elements.



Side element down to floor



Wood arch in oak or walnut



Round metal foot, matt chrome



Metal arch, matt pearl or shiny chrome



Runner, matt pearl or shiny chrome (narrow side piece)



Runner, matt pearl or shiny chrome (wide side piece)

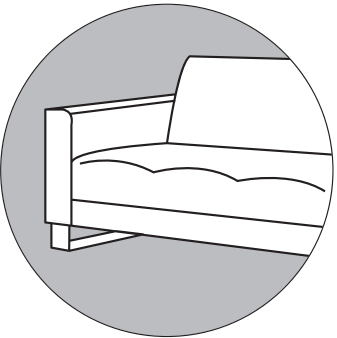
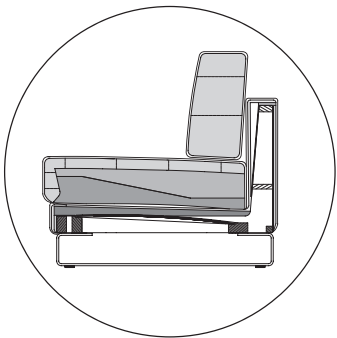
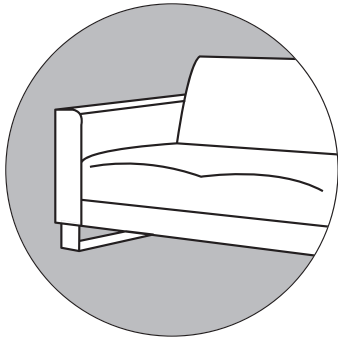
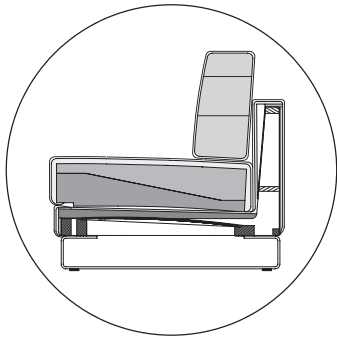


# the seat comfort.

Irrespective of whether you prefer a firmer or a soft “give” – Rolf Benz VIDA gives you a full range of choices when it comes to upholstery as well. Select between 3 comfort levels to achieve the seating comfort that matches your preferences.

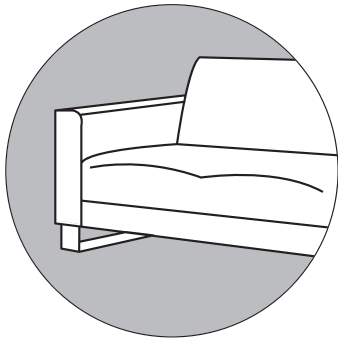
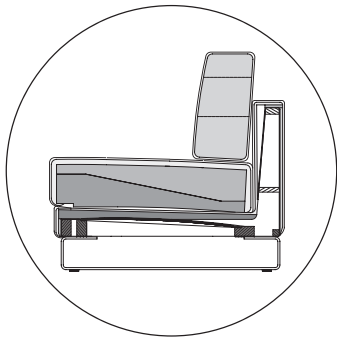
## CLASSIC COMFORT

Soft, ergonomical “give” when sitting down thanks to perfectly matching, different hardnesses of polyether foam. The cover of the seat core with a puffed-out polyester fleece sleeve lends the seat cushion a light and soft surface character.



## LOUNGE COMFORT

Deep, soft, ergonomical “give” when sitting down thanks to perfectly matching, different hardnesses of polyether foam. The seat core is wrapped with a quilted mat which is worked into chambers using an elaborate procedure. The filling consists of foam rods and polyester fibres. This gives the seat a particularly light, downy and cushiony look. The chambers and the filling are differently pronounced, depending on the covering material.

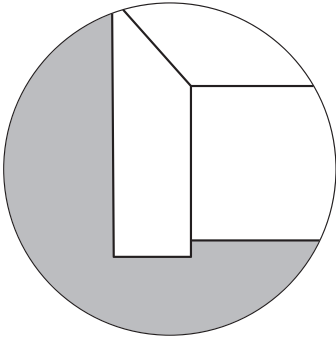


## NEW: LOUNGE PLUS

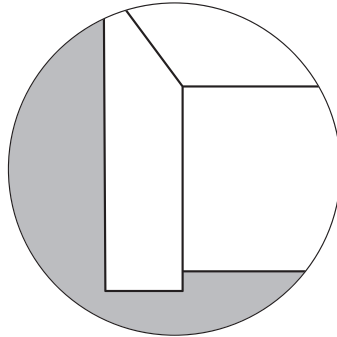
Soft, ergonomical “give” when sitting down thanks to perfectly matching, different high-quality cold foams. The seat core is wrapped with a fleece mat, giving the seat a soft look.

# the seat depths.

Rolf Benz VIDA offers you two seat depths for your personal requirements in terms of comfortable sitting. The 55 cm seat depth\* is recommended for upright sitting. The 62 cm seat depth\* is ideal for people with a larger frame as well as for relaxed sitting.



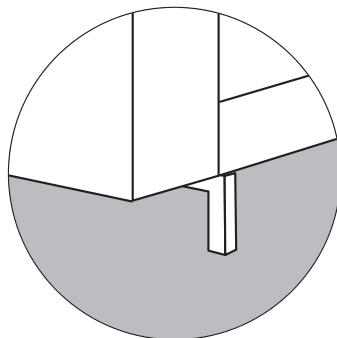
Seat depth 55 cm\*  
Total depth: 88 cm



Seat depth 62 cm\*  
Total depth: 95 cm

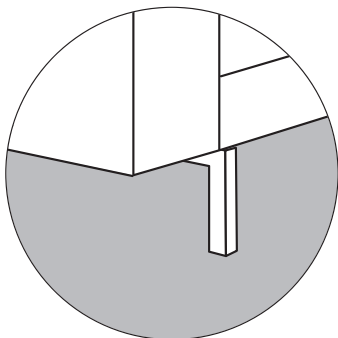
# the seat heights.

The right seat height is decisive for comfortable sitting. With Rolf Benz VIDA, you can select one of two seat heights appropriate for your body size and seating habits.



Seat height 43 cm\*

Overall height incl.  
back cushion: 85 cm  
Side element height: 55 cm (low),  
65 cm (high)

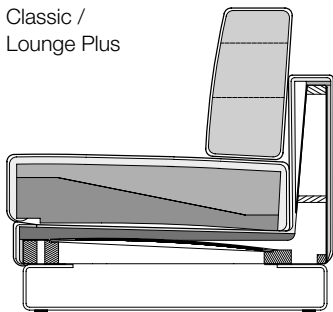


Seat height 45 cm\*

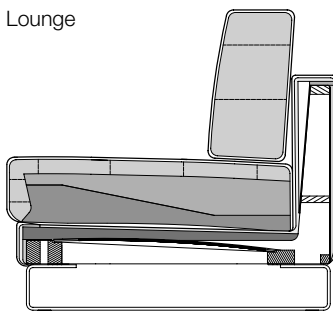
Overall height incl.  
back cushion: 87 cm  
Side element height: 57 cm (low),  
67 cm (high)

\* Please note that the seat depths and seat heights may vary due to the different expansion properties of the covering materials and the different constructions of the padding. (See page 24.) Therefore the specified dimensions may vary.

Classic /  
Lounge Plus



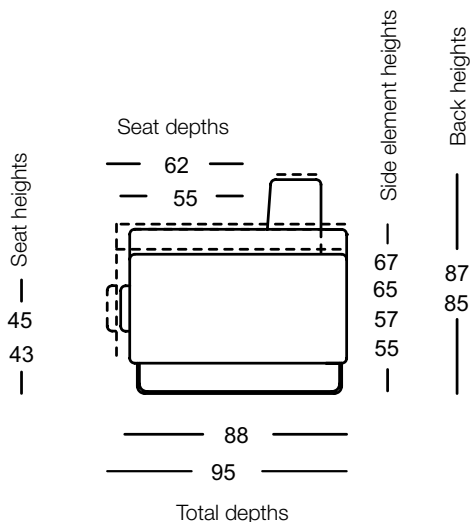
Lounge



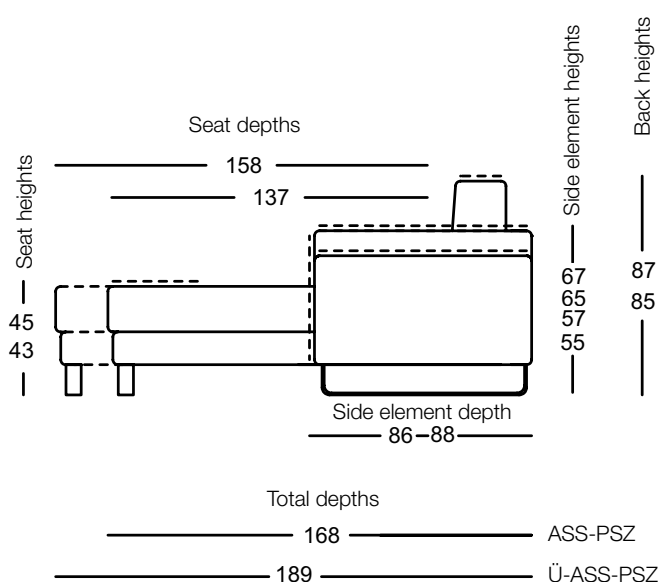
- // Wooden inner frame
- // Sprung base with steel shafts
- // "Classic" seat comfort  
Seat made from polyurethane foam, constructed in layers of different thicknesses and firmnesses, matched to one another, and covered with polyester fleece
- // "Lounge" seat comfort  
Seat made from polyurethane foam, constructed in layers of different thicknesses and firmnesses, matched to one another, and covered with a downy-soft pad, featuring ticking chambers with a filling of foam rods and polyester fibres
- // "Lounge Plus" seat comfort  
Seat of cold foam, constructed in layers, built up in varying height and hardness, with a polyester nonwoven outer cover
- // Downy-soft back cushions, featuring ticking chambers with a filling of foam rods and polyester fibres
- // Various choices of legs, made from metal or wood

! Wave formation and depressions in the seat area are unavoidable, due to comfort and design reasons, even in high quality Rolf Benz upholstered furniture. All measurements are approximate.

#### SOB / ASO / E-ASO



#### ASS-PSZ / Ü-ASS-PSZ



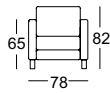


## Side element narrow

## Side element wide

## Adjustable side element

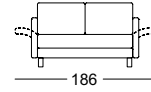
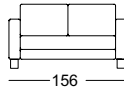
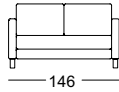
SE VIDA



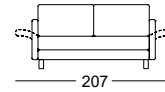
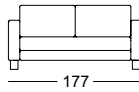
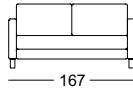
—

—

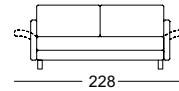
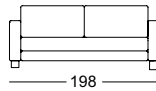
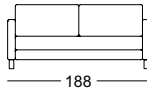
SOB VIDA/SB 126



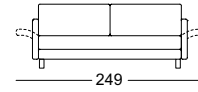
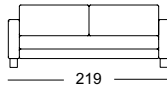
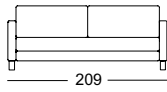
SOB VIDA/SB 147



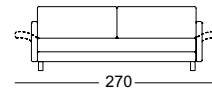
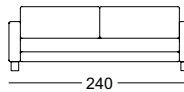
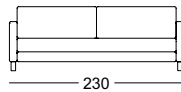
SOB VIDA/SB 168



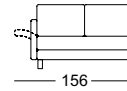
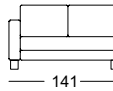
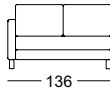
SOB VIDA/SB 189



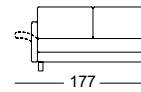
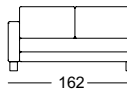
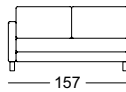
SOB VIDA/SB 210



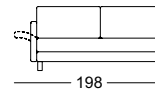
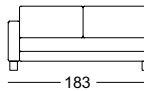
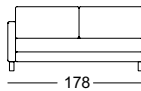
ASO VIDA/SB 126\*



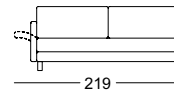
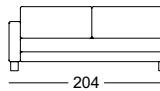
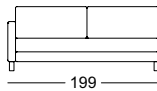
ASO VIDA/SB 147\*



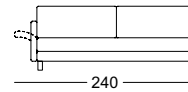
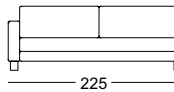
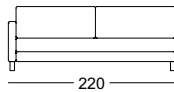
ASO VIDA/SB 168\*



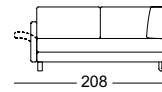
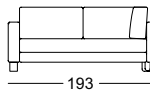
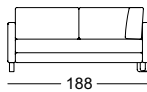
ASO VIDA/SB 189\*



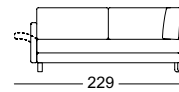
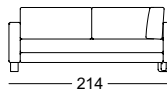
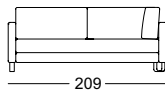
ASO VIDA/SB 210\*



E-ASO VIDA/SB 168\*

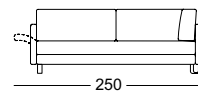
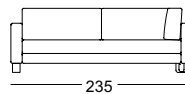
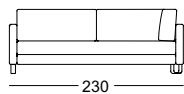


E-ASO VIDA/SB 189\*



\* These elements are only shown in the left version. They are also available in the right version.

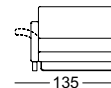
E-ASO VIDA/SB 210\*



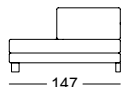
ASS-PSZ VIDA/SB 84\*



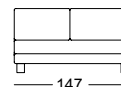
Ü-ASS-PSZ VIDA/SB 105\*



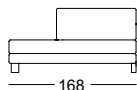
ARB-PSZ VIDA/SB 147\*



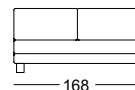
A-ARB VIDA/SB 147\*



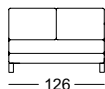
ARB-PSZ VIDA/SB 168\*



A-ARB VIDA/SB 168\*



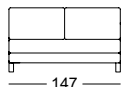
ARB VIDA/SB 126



REC VIDA\*



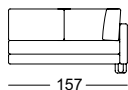
ARB VIDA/SB 147



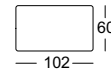
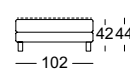
HCK VIDA



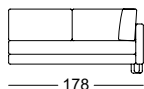
E-ARB VIDA/SB 147\*



PB VIDA

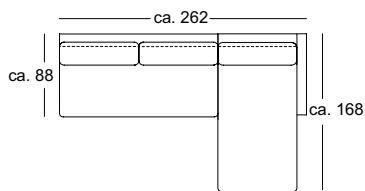


E-ARB VIDA/SB 168\*

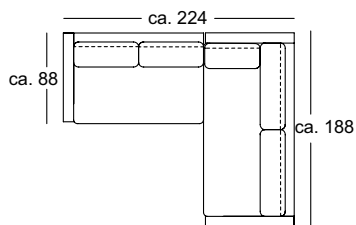


\* These elements are only shown in the left version. They are also available in the right version.

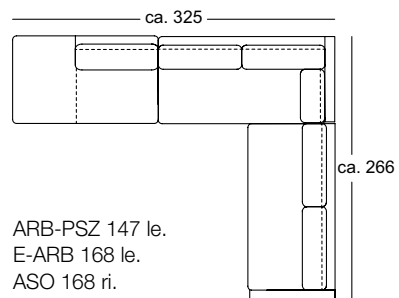




A-ARB SB 168/55 le.  
ASS-PSZ 84 ri.



ASO SB 126/55 le.  
E-ASO SB 168/55 ri.



ARB-PSZ 147 le.  
E-ARB 168 le.  
ASO 168 ri.



All technical specifications relevant to the furniture ranges are correct at the time of publication. Subsequent modifications are possible. All dimensions are approximate. For technical reasons, printed pictures of fabric and leather upholstery covers may deviate from the original. Only the original samples provided are binding for the final appearance of the fabric.



