

TECHNICAL DATA

ROLF BENZ 620

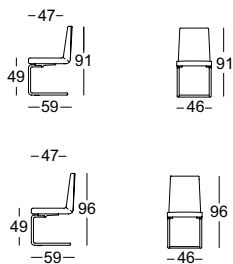


**ROLF
BENZ**

Chair

- Cover
- Fibreglass-strengthened plastic seat and back piece. Back with moulded polyurethane foam. Seat with embedded micro-coiled springs and moulded polyurethane foam on top. All foam pieces covered with polyester fleece
- Connector joining seat piece and leg frame made from sandblasted, cast aluminium
- Leg versions, options:
Leg metal, options:
 - Steel matt chrome
 - Steel high-gloss chrome
- Cantilever chair rectangular tubular metal, options (against surcharge):
 - Steel matt chrome
 - Steel high-gloss chrome

! Due to the way the furniture is designed, and its comfort level, some wrinkles and sitting pressure indentations are inevitable, even in top quality Rolf Benz upholstered furniture. All dimensions are approximate.



Side element version

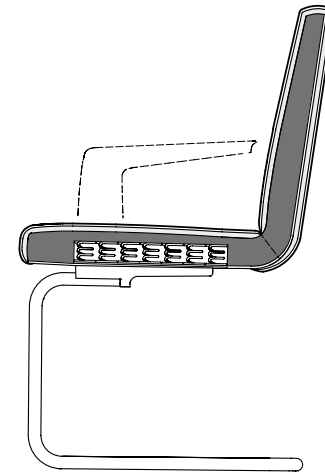
leather covered



Oak



Walnut



Round tubular swing frame

matt chrome



high-gloss chrome



Square tubular swing frame

matt chrome



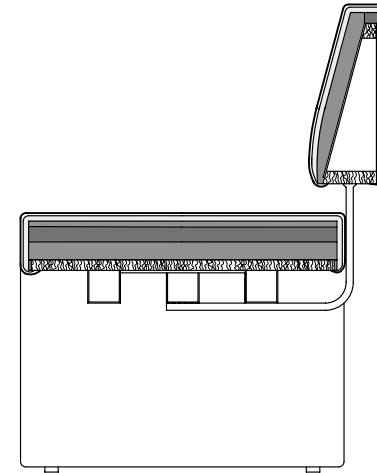
high-gloss chrome



**ROLF
BENZ**

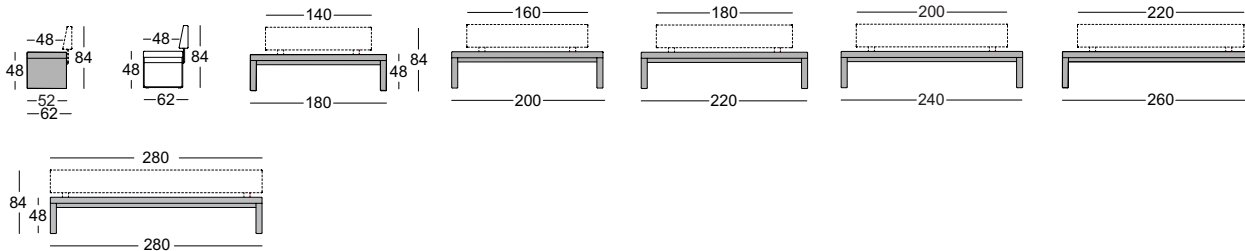
Bench

- Cover
- Seat with visible metal frame made from steel tubing, painted with a textured surface
- Seat made from polyurethane foam, constructed in layers of different thicknesses and firmnesses, matched to one another, and covered with polyester fleece
- Back with wooden frame inside
- Back surface made from polyurethane foam, covered in polyester fleece
- Visible connectors joining seat and back made from steel, finished in a choice of matt or high-gloss chrome
- Leg types – a choice of:
 - covered end-piece or
 - metal skid, in a choice of
 - high-gloss chrome
 - matt chrome

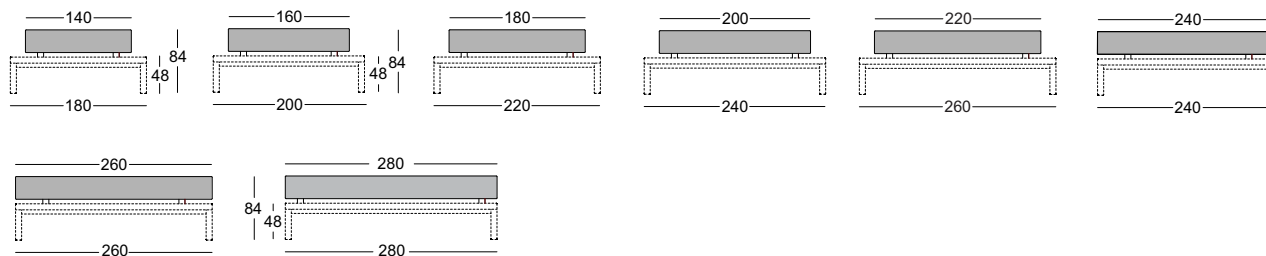


! Due to the way the furniture is designed, and its comfort level, some wrinkles and sitting pressure indentations are inevitable, even in top quality Rolf Benz upholstered furniture. All dimensions are approximate.

Bench, optionally with or without back

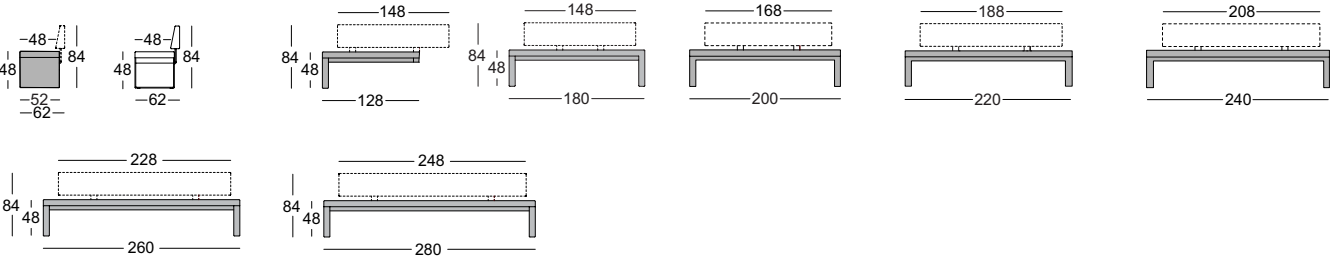


Back sizes for bench

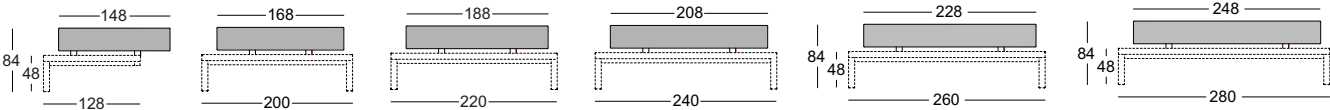


Bench

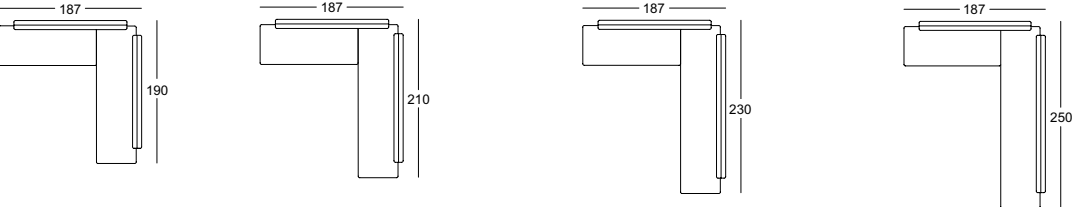
Corner seat, optionally with or without back



Back sizes (RU) for corner seat



Combination examples



A-BA 128/RU 148 le. EA-BA 180/RU 148 ri. A-BA 128/RU 148 le. EA-BA 200/RU 168 ri. A-BA 128/RU 148 le. EA-BA 220/RU 188 ri. A-BA 128/RU 148 le. EA-BA 240/RU 208 ri.