

TECHNICAL DATA

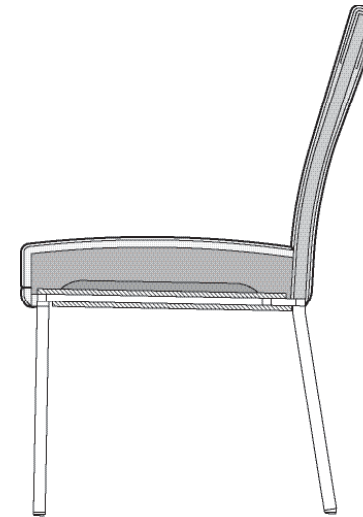
ROLF BENZ 651



**ROLF
BENZ**

Classic

- Metal inner frame
- Seat support in wood materials
- Seat in polyurethane foam, built up in coordinated layers varying in height and firmness
- Seat cover quilted underneath with non-woven polyester
- Back with metal inner frame covered with charmeuse and with a core of polyurethane foam.
- Four-leg metal, options:
 - Fine-grain steel, powder-coated, matt silver
 - Smooth steel, powder-coated, matt
 - RAL 7022 Umbra grey
 - RAL 9017 Traffic black



Soft


- Metal inner frame
- Elastic webbing
- Seat in polyurethane foam, built up in coordinated layers varying in height and firmness
- Seat cover quilted underneath with non-woven polyester
- Back with metal inner frame covered with charmeuse and with a core of polyurethane foam
- Four-leg metal, options:
 - Fine-grain steel, powder-coated, matt silver
 - Smooth steel, powder-coated, matt
 - RAL 7022 Umbra grey
 - RAL 9017 Traffic black



**ROLF
BENZ**

- Metal inner frame
- Elastic webbing
- Seat in polyurethane foam, built up in coordinated layers varying in height and firmness
- Seat cover quilted underneath with non-woven polyester
- Back with metal inner frame covered with charmeuse and with a core of polyurethane foam.
- Four-leg metal, options:
 - Fine-grain steel, powder-coated, matt silver
 - Smooth steel, powder-coated, matt
 - RAL 7022 Umbra grey
 - RAL 9017 Traffic black

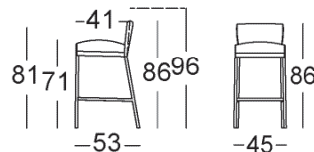
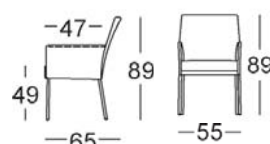
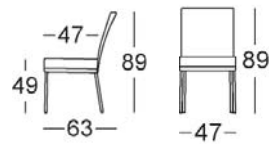
! Due to the way the furniture is designed, and its comfort level, some wrinkles and sitting pressure indentations are inevitable, even in top quality Rolf Benz upholstered furniture. All dimensions are approximate.



Chair

Chair with
armrest

Bar stool



**ROLF
BENZ**