

TECHNICAL DATA

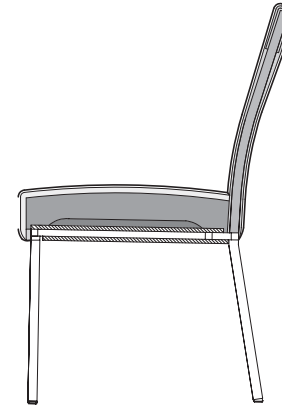
ROLF BENZ 652



**ROLF
BENZ**

Classic

- Metal inner frame
- Seat support in wood materials
- Seat in polyurethane foam, built up in coordinated layers varying in height and firmness
- Seat cover quilted underneath with non-woven polyester
- Back with metal inner frame covered with charmeuse and with a core of polyurethane foam.
- Leg versions:
 - four legs textured paint silver
 - four legs painted umbra grey RAL 7022
 - four legs smooth, powder- coated, matt, RAL 9017 traffic black
 - four legs polished chrome (surcharge)



Soft


- Metal inner frame
- Elastic webbing
- Seat in polyurethane foam, built up in coordinated layers varying in height and firmness
- Seat cover quilted underneath with non-woven polyester
- Back with metal inner frame covered with charmeuse and with a core of polyurethane foam.
- Leg versions:
 - four legs textured paint silver
 - four legs painted umbra greyRAL 7022
 - four legs smooth, powder- coated, matt, RAL 9017 traffic black
 - four legs polished chrome (surcharge)

**ROLF
BENZ**

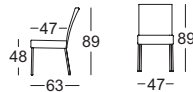
BAR-HCK

- Metal inner frame
- Elastic webbing
- Seat in polyurethane foam, built up in coordinated layers varying in height and firmness
- Seat cover quilted underneath with non-woven polyester
- Back with metal inner frame covered with charmeuse and with a core of polyurethane foam.
- Leg versions:
 - four legs textured paint silver
 - four legs painted umbra grey RAL 7022
 - four legs smooth, powder-coated, matt, RAL 9017 traffic black
 - four legs polished chrome (surcharge)

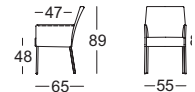
! Due to the way the furniture is designed, and its comfort level, some wrinkles and sitting pressure indentations are inevitable, even in top quality Rolf Benz upholstered furniture.
All dimensions are approximate.



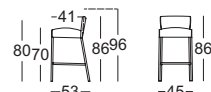
Chair



Chair with armrest



Bar stool



**ROLF
BENZ**